

**WIRELESS
TRANSMITTER**

WS360



**UNIVERSAL TRANSMITTER UNDER THE
SWITCH**



EU DECLARATION OF CONFORMITY

Here is ELEKTROBOCK CZ s.r.o. declares that the WS360 radio equipment complies with Directive 2014/53 / EU. The full text of the EU Declaration of Conformity is available at the following Internet address: www.elbock.cz

Designed and manufactured in CZ.





Description

WS360 serves as a transmitter for wireless bells of the BZ90x series as well as for remote control of WS3xx receivers, which can switch various el. appliances (lighting, blinds, electric locks, direct heaters, etc.).

The transmitter contains 4 inputs (K1 to K4). When any channel is pressed, a coded signal is sent to the learned receiver that performs the function.

Each channel can have a different function and control several receivers at once.

Signal transmission is indicated by a red indicator diode.

Notice

Do not place the transmitter near power cables and large metal objects! It must not be mounted on metal substrates! Designed for indoor use! In case of improper placement, the reach of the whole set will be significantly reduced!

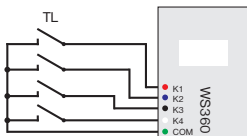


Construction

The transmitter is designed for installation in the KU / KP68 installation box.

- Remove the rear cover of the transmitter,
- remove the battery cover paper,
- reinstall the back cover,
- connect the transmitter according to the wiring diagram,
- pair with the receiver.

Diagram of connection:

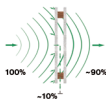




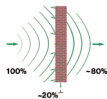
RF signal throughput

The range between wireless devices is greatly affected by the distance between the transmitter, receiver, and obstacles on a straight line between them. The material from which the walls are made also decides. The reach is least affected by the weak wall of plasterboard or brick. On the contrary, reinforced concrete ceilings tend to be the worst. In practice, the range can be significantly smaller (up to one-fifth) than in the open.

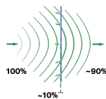
Wood / plasterboard



Wall



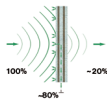
Glass



Metal



Reinforced concrete



The transmitter must not be mounted on or in close proximity to metal substrates, eg metal door frames. Improper installation will significantly reduce the range of the kit or even cause it to malfunction.





Pairing with receivers



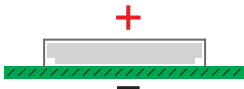

- 1) Put the receiver in learning mode according to the instructions of the respective receiver.
- 2) Press the button on the transmitter (WS360) with which you want to control the receiver.
- 3) In case of successful pairing, the indicator LED on the receiver flashes.

Battery replacement

The need to replace the battery is indicated on the receiver (see WS3xx manual). Always use a 1x 3V CR2032 battery. Dispose of the used battery in accordance with the regulations for hazardous waste!

- a) Remove the rear cover of the transmitter,
- b) Remove the battery from the holder,
- c) Insert a new battery and reinstall the back cover.

When inserting the battery, pay special attention to its polarity.





Controlled elements

The following elements can be controlled using the WS360 transmitter:

WS301 Receiver under the switch
Order No.: 3301



WS302 Wall receiver
Order No.: 3302

WS303 Receiver into the socket
Order No.: 3303



WS304-10 DIN rail receiver
Order No.: 3304

WS304-4-5VDC DIN rail receiver
Order No.: 3404



WS305 Receiver for blinds
Order No.: 3305

WS306 Receiver bell-GONG
Order No.: 3306

WS307 Bell-SIREN receiver
Order No.: 3307



Further details can be found at www.elbock.cz



Wireless transmitter **WS360**

The universal transmitter under the WS360 switch can be used as a spare button for **BZ9xx wireless** doorbells, but also for controlling other wireless products with self-learning code (WS3xx series) from ELEKTROBOCK CZ.

Advantages:

- installation under the switch
- maintaining the design line of switches in the house

Technical parameters

Power supply	battery, CR2032
Transmitting power	<10 mW
Frequency	433,92 MHz
Battery life	up to 5 years
Degree of protection	IP20
Operating temperature	0 up to +40°C
Operating humidity	<95 % RH, non-condensing
Mounting type	under the switch, to KU / KP68
Dimensions (HxWxD)	36x49x13 mm

The product is covered by a 2-year warranty from the date of purchase. In the case of warranty and post-warranty service, send the product to the manufacturer's address together with a copy of the proof of purchase.



ELEKTROBOCK CZ s.r.o.
Blanenská 1763
Kuřim 664 34
Tel.: +420 541 230 216

Technical support (up to 2 pm)
Mobile: +420 724 001 633
+420 725 027 685

www.elbock.cz

